

















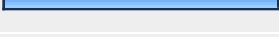



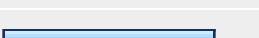
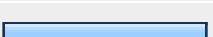
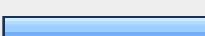


Ogle County Planning Preference Survey

1. Which one term would you select to describe Ogle County, as you want to see it, 25 years from now?			
		Response Percent	Response Count
Rural, agricultural community		31.2%	87
Residential community		2.5%	7
Mixed agricultural/residential		55.9%	156
Mixed residential/business		10.4%	29
		answered question	279
		skipped question	6

2. Between 1990 and 2007, Ogle County's population increased from 45,957 to 55,167 (est.), an increase of 20.0%. Would you like to see Ogle County's population:			
		Response Percent	Response Count
Continue to increase at its present rate		31.9%	90
Increase at a slower rate		24.5%	69
Increase at a faster rate		3.2%	9
Stabilize		35.8%	101
Decrease		4.6%	13
		answered question	282
		skipped question	3

3. Should development be encouraged or discouraged in Ogle County?			Response Percent	Response Count
Encouraged			47.1%	132
Allowed by not encouraged			33.6%	94
Discouraged			16.8%	47
No opinion			2.5%	7
		answered question		280
		skipped question		5





**4. If you believe Ogle County should grow/develop, what kind(s) of growth/development would you like to see?
(Choose any or all that apply)**

		Response Percent	Response Count
Single family residential		64.0%	169
Multi-family residential		13.3%	35
Rural residential		36.7%	97
Condominiums		11.0%	29
Hobby farms		42.0%	111
Family farms		75.8%	200
Large corporate farms		7.6%	20
Tourist-related business		51.1%	135
Office-type business		39.4%	104
Convenience stores and services		32.2%	85
Large retail outlets/centers		31.1%	82
Light industry		70.8%	187
Heavy industry		25.0%	66
		<i>answered question</i>	264
		<i>skipped question</i>	21

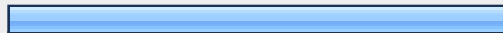



5. Do you agree or disagree that preservation of farmland in Ogle County is important?			
		Response Percent	Response Count
Strongly agree		62.9%	175
Agree		24.8%	69
Neutral		5.0%	14
Disagree		5.4%	15
Strongly disagree		1.8%	5
		<i>answered question</i>	278
		<i>skipped question</i>	7





6. Do you agree or disagree that Ogle County government should set agricultural land preservation as a priority goal and implement policies to achieve it?			
		Response Percent	Response Count
Strongly agree		50.5%	140
Agree		26.0%	72
Neutral		11.6%	32
Disagree		7.9%	22
Strongly disagree		4.0%	11
		<i>answered question</i>	277
		<i>skipped question</i>	8

7. The current lot size for building a house in the County agricultural zoning district is forty (40) acres. This standard should be:

		Response Percent	Response Count
Maintained		53.1%	147
Eliminated		9.0%	25
Decreased		31.4%	87
Increased		6.5%	18
If your answer was "Increased", increased to what acreage?			23
answered question			277
skipped question			8










8. In your opinion, is the continued existence of Ogle County's remaining family farms important to the County's future?

		Response Percent	Response Count
Very important		76.3%	212
Somewhat important		18.0%	50
Not important		5.0%	14
No opinion		0.7%	2
answered question			278
skipped question			7







9. Where should new housing development be located in Ogle County?			
		Response Percent	Response Count
Urban areas		48.2%	132
Rural areas		1.5%	4
Both urban and rural areas		37.6%	103
Disfavor new housing		12.8%	35
		<i>answered question</i>	274
		<i>skipped question</i>	11

10. What types of housing should be provided in urban areas? (Choose any or all that apply)			
		Response Percent	Response Count
Single family		87.6%	240
Duplexes		46.4%	127
Multi-family		34.3%	94
Mobile home parks		2.6%	7
Condominiums		38.7%	106
Senior housing complexes		56.6%	155
Retirement home complexes		51.5%	141
Low-moderate income housing		24.8%	68
Disfavor new housing		8.4%	23
		<i>answered question</i>	274
		<i>skipped question</i>	11






11. Other than farm residences, what types of housing should be provided in rural areas? (Choose any or all that apply)

		Response Percent	Response Count
Single family		67.2%	182
Duplexes		6.6%	18
Multi-family		4.4%	12
Mobile home parks		2.6%	7
Condominiums		5.5%	15
Senior housing complexes		12.5%	34
Retirement home complexes		14.8%	40
Low-moderate income housing		5.5%	15
Disfavor non-farm housing in rural areas		28.8%	78
		answered question	271
		skipped question	14






12. What should be the minimum lot size requirement for rural land which is not considered to be prime (Class I or II) farmland?






		Response Percent	Response Count
One dwelling unit per acre		26.9%	72
One dwelling unit per 2-3 acres		23.5%	63
One dwelling unit per 5 acres		20.5%	55
One dwelling unit per 10 acres		6.7%	18
One dwelling unit per 20 acres		3.7%	10
One dwelling unit per 40 acres		18.7%	50
		answered question	268
		skipped question	17





13. Would you agree or disagree with the County guiding new residential development through use of conservation/open space/cluster subdivisions? These subdivisions may permit smaller lots on suitable portions of affected land parcels, but then preserve open space on the remainder of such parcels.

		Response Percent	Response Count
Strongly agree		15.6%	42
Agree		31.9%	86
Neutral		19.3%	52
Disagree		15.2%	41
Strongly disagree		18.1%	49
		<i>answered question</i>	270
		<i>skipped question</i>	15

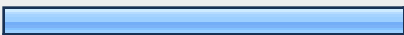
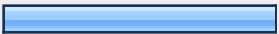

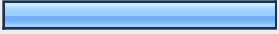




14. Do you agree or disagree that there is a shortage of affordable housing in Ogle County?

		Response Percent	Response Count
Strongly agree		8.5%	23
Agree		21.0%	57
Neutral		25.7%	70
Disagree		32.4%	88
Strongly disagree		12.5%	34
		<i>answered question</i>	272
		<i>skipped question</i>	13




15. Do you agree or disagree that there is a shortage of housing for senior citizens in Ogle County?			
		Response Percent	Response Count
Strongly agree		10.7%	29
Agree		33.8%	92
Neutral		36.0%	98
Disagree		15.1%	41
Strongly disagree		4.4%	12
		<i>answered question</i>	272
		<i>skipped question</i>	13

16. Should commercial and industrial development be encouraged or discouraged in Ogle County?			
		Response Percent	Response Count
Encouraged		63.9%	172
Allowed by not encouraged		25.7%	69
Discouraged		8.6%	23
No opinion		1.9%	5
		<i>answered question</i>	269
		<i>skipped question</i>	16

17. If you feel that commercial and industrial development should be either encouraged or allowed in Ogle County, what type of business growth would you like to occur? (Choose any or all that apply) NOTE: IF YOU ANSWERED "DISCOURAGED" OR "NO OPINION" TO QUESTION 1 ABOVE, PLEASE SKIP TO QUESTION 3 BELOW.

		Response Percent	Response Count
Services		61.7%	153
Office parks		41.9%	104
Shopping centers		37.5%	93
Other retail		41.5%	103
Light industry		82.3%	204
Heavy industry		33.1%	82
Agricultural related		64.9%	161
No preference		8.1%	20
		<i>answered question</i>	248
		<i>skipped question</i>	37

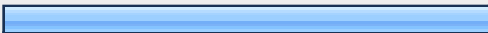










18. Should business be concentrated in a few areas or dispersed throughout the County?





		Response Percent	Response Count
Concentrated		47.4%	127
Dispersed		43.3%	116
No opinion		9.3%	25
		<i>answered question</i>	268
		<i>skipped question</i>	17







19. If you feel that businesses should be concentrated in a few areas of Ogle County, where should the concentration(s) occur? NOTE: IF YOU ANSWERED "DISPERSED" OR "NO OPINION" TO QUESTION 3 ABOVE, PLEASE SKIP THIS QUESTION.

		Response Percent	Response Count
In currently zoned commercial and industrial areas		35.5%	50
In cities and villages		25.5%	36
Where public sewer service is available		18.4%	26
Near or adjacent to existing development		14.2%	20
They can be concentrated in any location		6.4%	9
		<i>answered question</i>	141
		<i>skipped question</i>	144



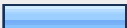


20. Should Ogle County actively pursue the protection of any of the following? (Choose any or all that apply)

		Response Percent	Response Count
Woodlands		74.9%	197
Steep slopes		37.6%	99
Floodplains		54.8%	144
Unique geologic features		66.2%	174
Wetlands		65.0%	171
Open spaces		52.5%	138
Significant groundwater recharge areas, which replenish well water		69.2%	182
Endangered species habitat		53.6%	141
Park land, existing and future		71.9%	189
Historic sites		78.7%	207
None, the County should not pursue the protection of any of these		8.0%	21
		<i>answered question</i>	263
		<i>skipped question</i>	22






21. Which one of the following best describes your opinion on the issues of domestic (household) sewage disposal in rural areas of Ogle County?			
		Response Percent	Response Count
Each property owner should install and maintain their own septic system		50.6%	132
Large-scale septic systems serving multiple homes should be allowed to address this issue		7.3%	19
Residents should connect to municipal sanitary sewer systems if nearby and available		29.9%	78
Non-sewered development should not be allowed		12.3%	32
		answered question	261
		skipped question	24

22. To address future development, Ogle County's existing zoning ordinance - which governs unincorporated areas, but not cities and villages - should be:			
		Response Percent	Response Count
Completely re-done		15.0%	38
Slightly revised		24.0%	61
Maintained as is		19.7%	50
Eliminated		3.9%	10
No opinion		5.9%	15
Not familiar with the ordinance		31.5%	80
		answered question	254
		skipped question	31






23. Should the requirements and enforcement of the following existing County ordinances be more strict, relaxed, maintained as is, or eliminated?					
	More strict	Relaxed	Maintained as is	Eliminated	Response Count
Zoning	35.6% (85)	20.9% (50)	38.9% (93)	4.6% (11)	239
Land subdivision control	49.8% (119)	14.6% (35)	31.8% (76)	3.8% (9)	239
Sanitation (septic system/sewage disposal)	37.9% (89)	9.8% (23)	50.2% (118)	2.1% (5)	235
	<i>answered question</i>				243
	<i>skipped question</i>				42

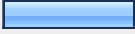




24. Do you agree or disagree that the use of private land should be based on owner' preferences rather than being restricted by zoning?			
		Response Percent	Response Count
Strongly agree		16.0%	41
Agree		15.6%	40
Neutral		18.8%	48
Disagree		27.7%	71
Strongly disagree		21.9%	56
	<i>answered question</i>		256
	<i>skipped question</i>		29







25. Do you agree or disagree that local units of government have the responsibility to protect property owners and the community by regulating land use?

		Response Percent	Response Count
Strongly agree		25.4%	65
Agree		46.9%	120
Neutral		12.9%	33
Disagree		9.8%	25
Strongly disagree		5.1%	13
		<i>answered question</i>	256
		<i>skipped question</i>	29

26. Do you agree or disagree that the use of zoning regulations are beneficial?

		Response Percent	Response Count
Strongly agree		31.0%	79
Agree		47.5%	121
Neutral		14.5%	37
Disagree		3.5%	9
Strongly disagree		3.5%	9
		<i>answered question</i>	255
		<i>skipped question</i>	30

27. How satisfied are you with Ogle County as to quality of life?			
		Response Percent	Response Count
Completely satisfied		19.8%	50
Satisfied		56.9%	144
Neutral		14.6%	37
Dissatisfied		5.5%	14
Completely dissatisfied		3.2%	8
		<i>answered question</i>	253
		<i>skipped question</i>	32

28. What effect has the population increase had on the quality of life in Ogle County?			
		Response Percent	Response Count
Very positive		3.1%	8
Positive		36.6%	93
No effect		21.7%	55
Negative		23.2%	59
Very negative		5.5%	14
No opinion		9.8%	25
		<i>answered question</i>	254
		<i>skipped question</i>	31




29. A variety of local characteristics influence a person's choice of where to live. How important is each of the following in influencing your decision to live, locate or invest in Ogle County?

	Very Important	Somewhat Important	Not So Important	Not At All Important	Response Count
Educational system	73.9% (187)	18.6% (47)	3.2% (8)	4.3% (11)	253
Employment opportunities	58.2% (146)	31.1% (78)	7.6% (19)	3.2% (8)	251
Friendly communities	62.5% (157)	32.3% (81)	4.0% (10)	1.2% (3)	251
Good place to raise a family	79.8% (201)	17.1% (43)	0.8% (2)	2.4% (6)	252
Government services	22.9% (58)	53.0% (134)	18.6% (47)	5.5% (14)	253
Historic features	20.3% (51)	35.1% (88)	33.9% (85)	10.8% (27)	251
Rock River	25.4% (64)	33.7% (85)	29.4% (74)	11.5% (29)	252
Low crime rate	72.6% (183)	24.2% (61)	2.8% (7)	0.4% (1)	252
Natural environment	53.8% (136)	34.0% (86)	9.9% (25)	2.4% (6)	253
Pace of life	38.4% (96)	46.4% (116)	12.8% (32)	2.4% (6)	250
Proximity to family	31.9% (80)	40.6% (102)	20.7% (52)	6.8% (17)	251
Proximity to Chicagoland	8.8% (22)	24.8% (62)	30.8% (77)	35.6% (89)	250
Recreational opportunities	19.1% (48)	55.8% (140)	19.5% (49)	5.6% (14)	251
Rural atmosphere	53.2% (133)	37.2% (93)	8.4% (21)	1.2% (3)	250
Suitable residence found	44.8% (112)	47.2% (118)	6.4% (16)	1.6% (4)	250
Utilities available	34.8% (87)	50.0% (125)	12.8% (32)	2.4% (6)	250
	<i>answered question</i>				253
	<i>skipped question</i>				32







30. Please rate the following qualities of Ogle County (1=Very Poor and 5=Very Good)							
	1	2	3	4	5	Rating Average	Response Count
Quality of Environment	4.4% (11)	7.6% (19)	18.7% (47)	41.0% (103)	28.3% (71)	3.81	251
Recreational Opportunities (exercise, arts, sports, etc.)	4.8% (12)	13.1% (33)	28.3% (71)	37.8% (95)	15.9% (40)	3.47	251
Educational Opportunities	5.6% (14)	13.1% (33)	25.9% (65)	41.8% (105)	13.5% (34)	3.45	251
Access to Goods and Services	10.0% (25)	20.3% (51)	33.9% (85)	32.3% (81)	3.6% (9)	2.99	251
Economic Opportunities	13.9% (35)	25.1% (63)	37.8% (95)	20.3% (51)	2.8% (7)	2.73	251
	answered question						252
	skipped question						33

31. Please rate the following public services provide in Ogle County (1=Very Poor and 5=Very Good)							
	1	2	3	4	5	Rating Average	Response Count
Fire Protection	5.2% (13)	6.4% (16)	19.1% (48)	32.7% (82)	36.7% (92)	3.89	251
School Facilities	4.7% (12)	8.7% (22)	21.7% (55)	41.1% (104)	23.7% (60)	3.70	253
County Government Facilities	4.0% (10)	12.7% (32)	29.8% (75)	35.7% (90)	17.9% (45)	3.51	252
Public Recreational Lands	4.0% (10)	5.6% (14)	25.4% (64)	39.7% (100)	25.4% (64)	3.77	252
Medical Services Availability	5.6% (14)	16.3% (41)	38.9% (98)	29.8% (75)	9.5% (24)	3.21	252
Libraries	6.7% (17)	13.1% (33)	29.8% (75)	32.1% (81)	18.3% (46)	3.42	252
Law Enforcement	6.7% (17)	9.1% (23)	25.3% (64)	37.5% (95)	21.3% (54)	3.58	253
Maintenance/Condition of Roads	9.9% (25)	17.5% (44)	36.5% (92)	30.6% (77)	5.6% (14)	3.04	252
Garbage/Recycling	7.5% (19)	12.3% (31)	33.2% (84)	33.2% (84)	13.8% (35)	3.34	253
Adult Education Opportunities	7.6% (19)	18.0% (45)	45.6% (114)	22.4% (56)	6.4% (16)	3.02	250
	answered question						253
	skipped question						32

32. Identify three aspects of Ogle County that you value the most:

		Response Percent	Response Count
One		100.0%	197
Two		93.9%	185
Three		79.2%	156
		<i>answered question</i>	197
		<i>skipped question</i>	88

33. List problems or concerns you may have relative to Ogle County:

		Response Percent	Response Count
One		100.0%	193
Two		88.6%	171
Three		72.5%	140
Four		49.2%	95
Five		34.2%	66
Six		22.3%	43
		<i>answered question</i>	193
		<i>skipped question</i>	92

34. In what township do you reside?

		Response Percent	Response Count
Brookville		0.4%	1
Buffalo		1.2%	3
Byron		17.9%	45
Dement		0.8%	2
Eagle Point		0.4%	1
Flagg		11.6%	29
Forreston		2.0%	5
Grand Detour		0.0%	0
Lafayette		0.0%	0
Leaf River		1.2%	3
Lincoln		2.0%	5
Lynnville		0.0%	0
Marion		11.2%	28
Maryland		0.4%	1
Monroe		3.6%	9
Mt. Morris		7.2%	18
Oregon-Nashua		17.1%	43
Pine Creek		1.6%	4
Pine Rock		8.0%	20
Rockvale		5.2%	13
Scott		3.2%	8
Taylor		1.2%	3
White Rock		2.0%	5
Woosung		0.0%	0

I do not reside in Ogle County.	<input type="checkbox"/>	2.0%	5
	<i>answered question</i>		251
	<i>skipped question</i>		34